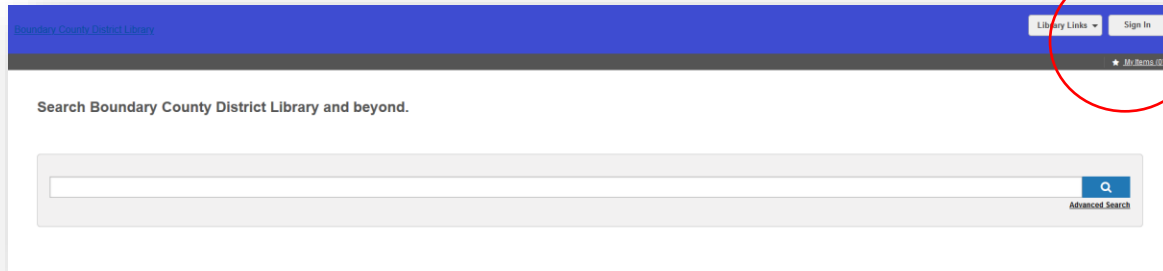


1. Click [Sign In](#).

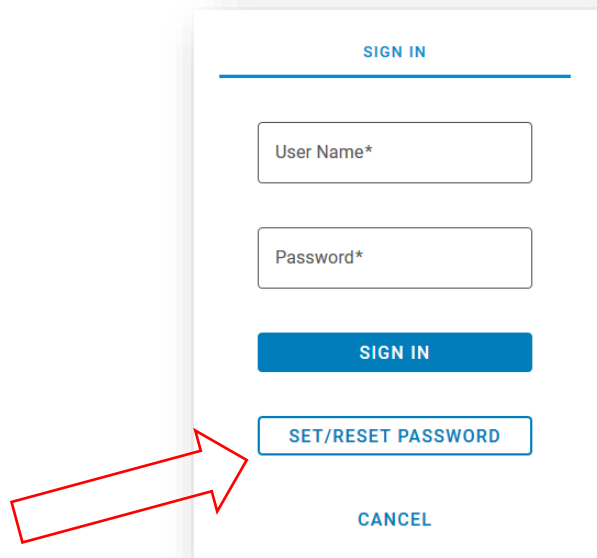


Boundary County District Library

Library Links Sign In

Search Boundary County District Library and beyond.

Advanced Search



SIGN IN

User Name*

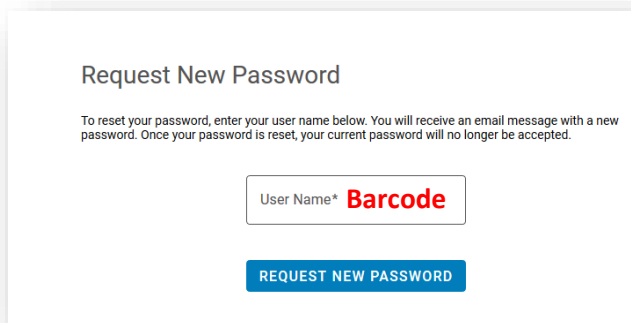
Password*

SIGN IN

SET/RESET PASSWORD

CANCEL

2. Click Set/Reset Password.
3. Enter your library barcode number where it says User Name and click the button.



Request New Password

To reset your password, enter your user name below. You will receive an email message with a new password. Once your password is reset, your current password will no longer be accepted.

User Name* **Barcode**

REQUEST NEW PASSWORD

4. You will receive an email from us to the address associated with your library card account. Follow the email link to create a new password. *Please check your junk mail folder before calling if you do not see the email in your inbox.*
5. Return to the [Sign In screen](#) shown above in step 1 and use your new login information to view your account.